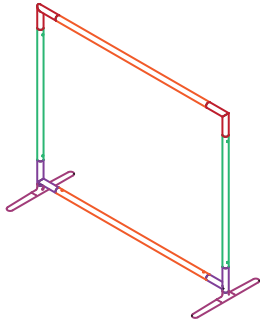


FEATURING
123
BUILD BY NUMBERS
ASSEMBLY SYSTEM



PARTS LIST:		
#	LABEL	NAME
2	SLP-LJT L-JOINER-TOP	L-JOINER (TOP)
2	SLP-VB VERTICAL BAR	VERTICAL BAR
2	SLP-HB54 HORIZONTAL BAR	HORIZ BAR - (5 X 4)
2	SLP-LJB L-JOINER-BOTTOM	L-JOINER (BOTTOM)
2	FOOT SILHOUETTE FOOT	FOOT

Build the frame by joining the parts together with the matching number stickers - **1 to 1**, **2 to 2**, and so on.

Join vertical bars with I-Joiners (Fig. A) Once all numbered pieces are joined, insert feet to bottom of frame (Fig. B)

Once the frame is assembled, stand it up on its feet. Next, slide the fabric graphic on over the frame, and zip it closed at the bottom (Fig.C).

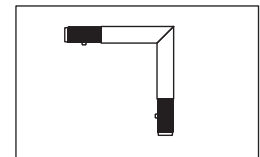
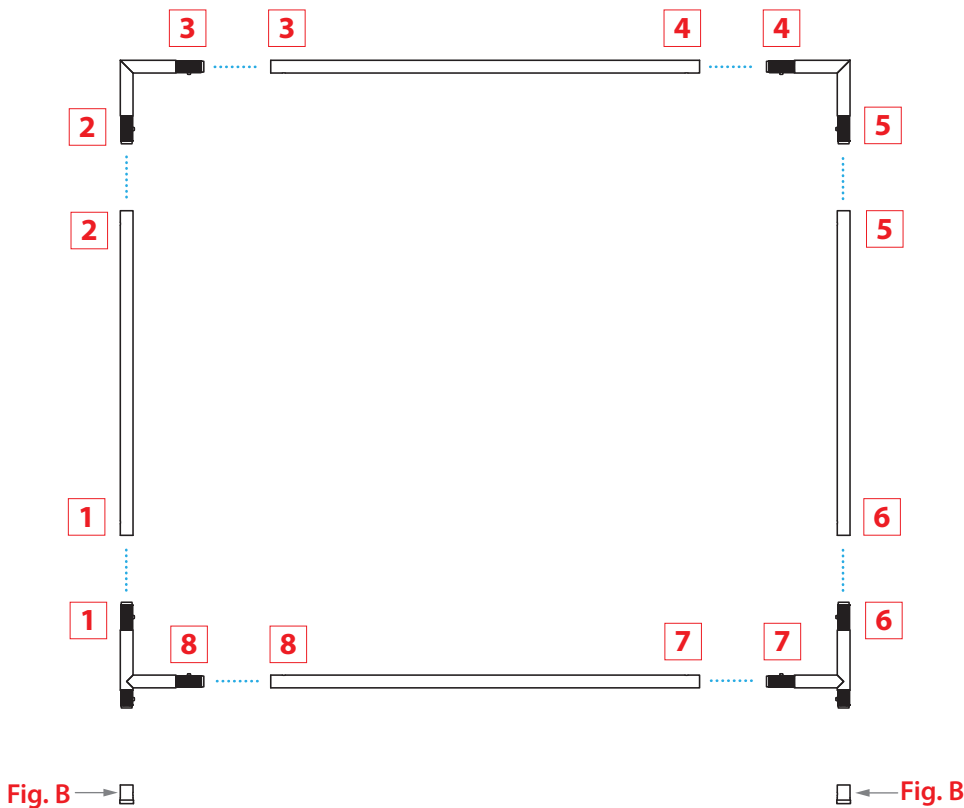


Fig. A

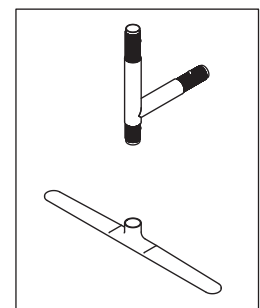


Fig. B

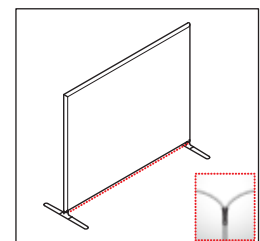


Fig. C