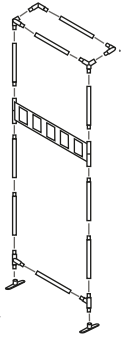


FEATURING

# BUILD BY NUMBERS

ASSEMBLY SYSTEM



PARTS LIST:		
#	LABEL	NAME
2	SLP-LJT L-JOINER - TOP	L-JOINER ( TOP )
6	SLP-VB VERTICAL BAR	VERTICAL BAR
3	SLP-HB83 HORIZONTAL BAR FOR 8x3	HORIZ BAR - ( 8 X 3 )
1	SLP-B83 BRACE FOR 8x3	BRACE - ( 8 X 3 )
2	SLP-LJB L-JOINER - BOTTOM	L-JOINER ( BOTTOM )
2	SLP-IJ I-JOINER	I-JOINER
2	FOOT SILHOUETTE FOOT	FOOT
2	3-WAY 3-WAY CONVERTER	3-WAY CONVERTER

Silhouette uses ExpoDisplays' Build By Numbers Assembly System to make assembly simple.

Build the frame by joining the parts together with the matching number stickers - 1 to 1, 2 to 2, and so on. Join vertical bars with I-joiners ( Fig. A ) Once all numbered pieces are joined, insert feet to bottom of frame ( Fig. B )

Once the frame is assembled, stand it up on its feet. Next, slide the fabric graphic on over the frame, and zip it closed at the bottom ( Fig.C ).

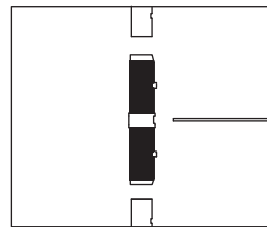
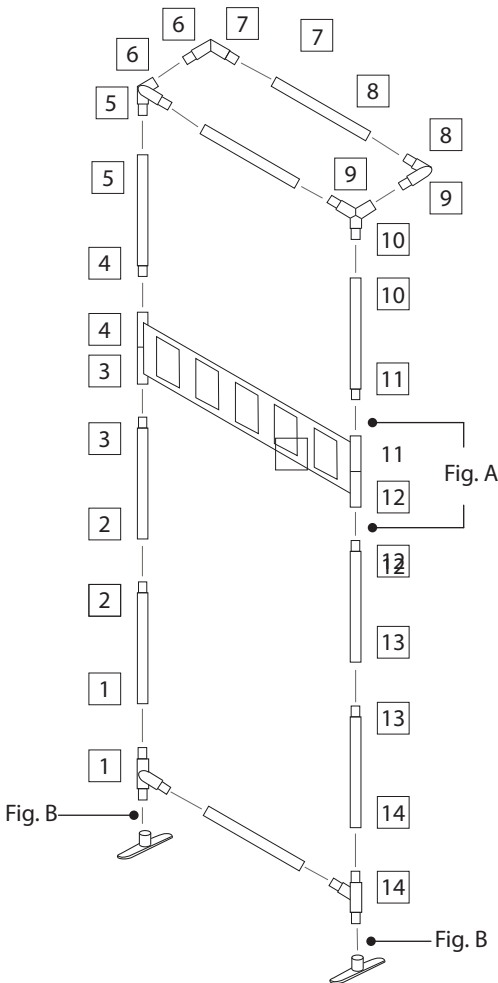


Fig. A

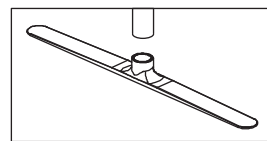


Fig. B

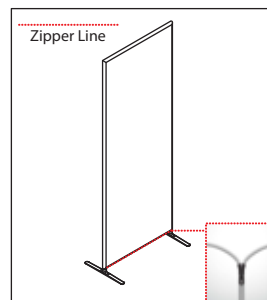


Fig. C

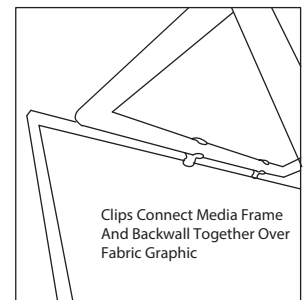


Fig. D